



F&F Filipowski sp. j
ul. Konstantynowska 79/81
95-200 Pabianice POLAND
tel/fax 48 42 2270971
e-mail: fif@fif.com.pl

PCA-512 230V

TIMING RELAYS lagged deactivation




www.fif.com.pl

F&F products are covered by an 24 months warranty from date of purchase

PURPOSE

Timing relays are devised to time the control of industrial and domestic automatic control engineering systems (e.g. entilation, heating, lighting, signalling, etc.).



WORK TIME SETTINGS

By time range switch set to one of choosen range and by setting time knob set value from 1 to 12. Product of this vaules is equal work time (e.g. 1m×7=7 min).

ATTENTION!

- With the power supply on, the system does not respond to time range setting modifications.
- The newly set time range is active after the power supply has been turned off and on.
- With the power supply on, it is possible to regulate the preset time freely within the selected time range.

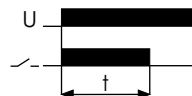
ASSEMBLY

1. Take OFF the power.
2. Put on the relay on the rail in the switchgearbox.
3. Cables of power connect with wiring diagram.
4. System of switching ON receiver connect in line to joints 11-12

FUNCTIONING

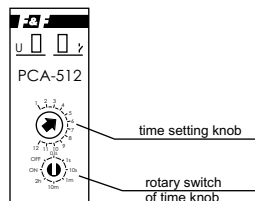
Working mode: LAGGED DEACTIVATION

Until the relay is activated, the contact remains in the 11-10 position. After the power voltage is supplied (green LED is shining), contact is shifted to position 11-12 and the countdown of the preset value t is commenced. After the preset time t has been counted down, contact returns to position 11-10. The working sequence of the relay may be repeated after turning the power supply off and on.



Setting the time range knob regulator in the:

- **ON** - position with power supply activated connection of joint in position 11-12.
- **OFF** - position with power supply activated connection of joint in position 11-10.



TECHNICAL DATA

supply	230V AC
current load	<10A
joint	1P
operation time	0,1sec+24h
switching ON delay	<50msec
power supply indicator	green LED
operation mode indicator	red LED
power consumption	0,8W
working temperature	-25+50°C
connection	screw terminals 2,5mm ²
dimensions	1 module (18mm)

WIRING DIAGRAM

